


ST-REL7-KG120/21-21


Order No.: 2892533

The illustration shows version ST-REL 7-KG 24/21-21



<http://eshop.phoenixcontact.de/phoenix/treeViewClick.do?UID=2892533>

Relay connector, fitted with miniature switching relay, contacts (AgNi): Medium to large loads, 2 PDT, 120 V AC/DC input voltage, with light indicator, can be plugged into basic terminal blocks

Commercial data	
GTIN (EAN)	 4 017918 078737
Note	Made-to-order
sales group	G014
Pack	5 pcs.
Customs tariff	85364900
Catalog page information	Page 89 (IF-2005)

Product notes

WEEE/RoHS-compliant since:
03/23/2007



<http://www.download.phoenixcontact.com>
Please note that the data given here has been taken from the online catalog. For comprehensive information and data, please refer to the user documentation. The General Terms and Conditions of Use apply to Internet downloads.

Technical data

Coil side

Nominal input voltage U_N	120 V AC/DC
Input voltage range in reference to U_N	0.8 ... 1.1
Nominal input current at U_{IN}	4 mA
Typical response time	8 ms
Typical release time	10 ms
Operating voltage display	Yes
Type of protection	Bridge rectifier
Protective circuit/component	Bridge rectifier

Contact side

Contact type	Single contact, 2-PDT
Contact material	AgNi
Maximum switching voltage	250 V AC/DC
Maximum inrush current	6 A
Limiting continuous current	5 A
Interrupting rating (ohmic load) max.	120 W (at 24 V DC)
	85 W (for 48 V DC)
	60 W (for 60 V DC)
	44 W (for 110 V DC)
	60 W (for 220 V DC)
	1250 VA (for 250 V AC)

General data

Width	45.6 mm
Height	33 mm
Depth	66.5 mm
Test voltage relay winding/relay contact	5 kV AC (50 Hz, 1 min.)
Test voltage relay contact/relay contact	2.5 kV AC (50 Hz, 1 min.)
Test voltage PDT/PDT	2 kV AC (50 Hz, 1 min.)
Ambient temperature (operation)	-20 °C ... 50 °C
Ambient temperature (storage/transport)	-20 °C ... 70 °C
Operating mode	100% operating factor
Mechanical service life	Approx. 3×10^7 cycles

Standards/regulations	DIN VDE 0110b, Gr. C for 250 V DC
	IEC 60255/DIN VDE 0435 (in relevant parts)
	DIN EN 50178/DIN VDE 0160 (in relevant parts)
	EN 60730/DIN VDE 0631
	DIN VDE 0160 (in relevant parts)

Certificates / Approvals



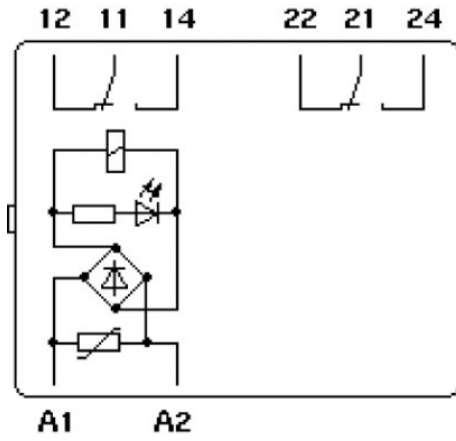
Certification GOST

Additional products

Item	Designation	Description
General		
2777069	UDK-RELG 7	Basic termination blocks with test connection on both sides and double connections with the same potential for NS 32 and NS 35/7.5 DIN rail, with end cover, for ST-REL..., ST-OV... and ST-OE... plugs, 7-pos.
2820178	URELG 7	Basic termination blocks with screw connection for NS 32 and NS 35/7.5 DIN rail, with end cover, for ST-REL..., ST-OV... and ST-OE... plugs, 7-pos.
2820725	URELG 7-PMTK	Basic termination blocks with test connection on both sides and knife disconnection for NS 32 and NS 35/7.5 DIN rail, with end cover, for ST-REL..., ST-OV... and ST-OE... plugs, 7-pos.
2829933	ZFK-RELG 7	Basic termination blocks with spring-cage connection for NS 35/7.5 DIN rail, with end cover, for ST-REL..., ST-OV... and ST-OE... plugs, 7-pos.

Diagrams/Drawings

Circuit diagram



Address

PHOENIX CONTACT Deutschland GmbH
Flachmarktstr. 8
32825 Blomberg, Germany
Phone +49 5235 3 12000
Fax +49 5235 3 41200
<http://www.phoenixcontact.de>



© 2011 Phoenix Contact
Technical modifications reserved;